

Návod k použití

CWB 100
CWB 120

CANDY



File Name: candy cwb 120 user manual.pdf

Size: 4750 KB

Type: PDF, ePub, eBook

Category: Book

Uploaded: 15 May 2019, 19:12 PM

Rating: 4.6/5 from 681 votes.

Status: AVAILABLE

Last checked: 4 Minutes ago!

In order to read or download candy cwb 120 user manual ebook, you need to create a FREE account.

[Download Now!](#)

eBook includes PDF, ePub and Kindle version

[❑ Register a free 1 month Trial Account.](#)

[❑ Download as many books as you like \(Personal use\)](#)

[❑ Cancel the membership at any time if not satisfied.](#)

[❑ Join Over 80000 Happy Readers](#)

Book Descriptions:

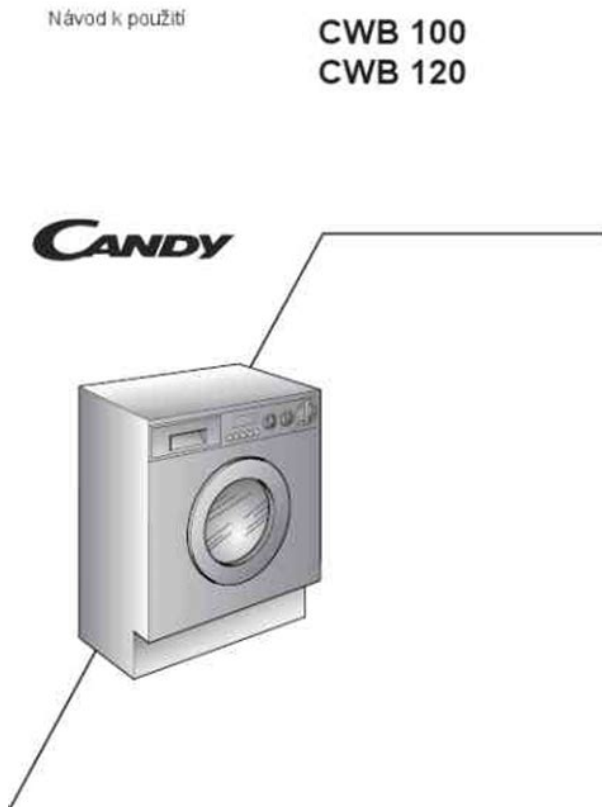
We have made it easy for you to find a PDF Ebooks without any digging. And by having access to our ebooks online or by storing it on your computer, you have convenient answers with candy cwb 120 user manual . To get started finding candy cwb 120 user manual , you are right to find our website which has a comprehensive collection of manuals listed.

Our library is the biggest of these that have literally hundreds of thousands of different products represented.



Book Descriptions:

candy cwb 120 user manual



Ask your question here. Provide a clear and comprehensive description of the issue and your question. The more detail you provide for your issue and question, the easier it will be for other Candy CWB 12080 owners to properly answer your question. Ask a question About the Candy CWB 12080 This manual comes under the category Washing Machines and has been rated by 1 people with an average of a 8. This manual is available in the following languages English, French, Spanish, Italian, Portuguese. Do you have a question about the Candy CWB 12080 or do you need help. Ask your question here Candy CWB 12080 specifications Brand Scale deposits can be prevented by limiting washing at high temperatures and using the recommended amount of detergent per wash. ManualSearcher.com ensures that you will find the manual you are looking for in no time. Our database contains more than 1 million PDF manuals from more than 10,000 brands. Every day we add the latest manuals so that you will always find the product you are looking for. Its very simple just type the brand name and the type of product in the search bar and you can instantly view the manual of your choice online for free. ManualSearcher. com If you continue to use this site we will assume that you are happy with it. Read more Ok. If you want to make sure that the CANDY CWB 120 is the solution to your problems, make the most of the help and assistance of other Diplofix users. Its users find it fairly efficient., But they are not unanimous. They think that it is sold at the right price Youll find the answers to all your questions on the CANDY CWB 120 in the user manual information, specifications, safety advice, size, accessories, etc. The reviews rough results are presented in the following graph 0 1 2 3 4 5 6 7 8 9 10 By leaving the mouse on a column for a few seconds, you can see the number of people who voted to make up the score that appears in the horizontal

axis. <http://www.clubforeducation.com/FCKeditor/userfiles/division-operations-field-manual.xml>

- candy cwb 120 user manual, candy cwb 120 manual, 1.0, candy cwb 120 user manual, candy cwb 120 manual.

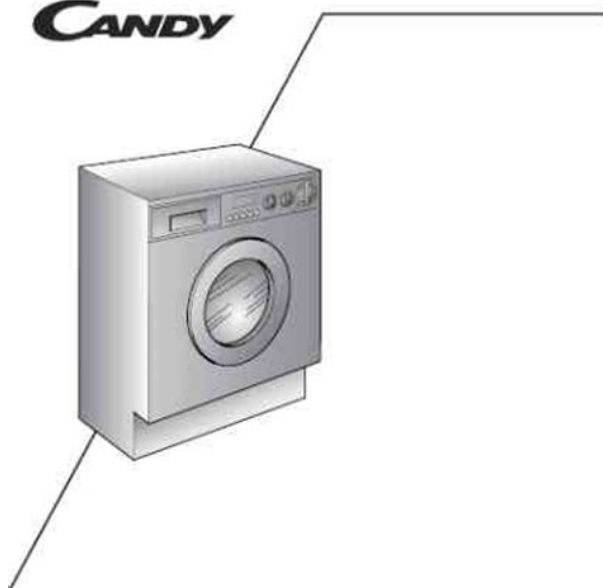
Návod k použití

CWB 100
CWB 120

CANDY



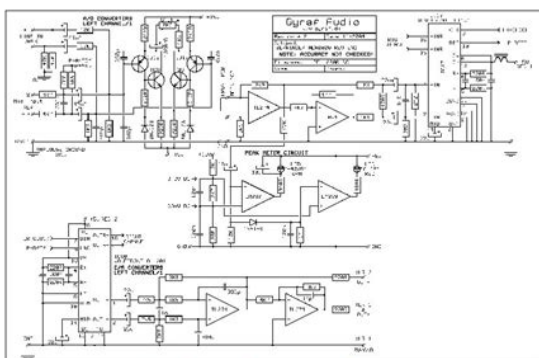
The reviews rough results are presented in the following graph 0 1 2 3 4 5 6 7 8 9 10 By leaving the mouse on a column for a few seconds, you can see the number of people who voted to make up the score that appears in the horizontal axis. The reviews rough results are presented in the following graph 0 1 2 3 4 5 6 7 8 9 10 By leaving the mouse on a column for a few seconds, you can see the number of people who voted to make up the score that appears in the horizontal axis. The reviews rough results are presented in the following graph 0 1 2 3 4 5 6 7 8 9 10 By leaving the mouse on a column for a few seconds, you can see the number of people who voted to make up the score that appears in the horizontal axis. All Rights Reserved. Designated trademarks and brands are the property of their respective owners. For these purposes we created a catalog system, where all documents, that we have, are sorted by device name. The Candy Washer manuals are sorted by popularity among Guidissimo users by the number of downloads and views on our website. Vous pouvez ainsi obtenir un lavage "personnalise", meme du point de vue energetique. Ce systeme permet de diminuer la consommation d'energie et reduit nettement les temps de lavage. EXEMPLE Pour les tissus extremement delicats nous conseillons d'utiliser un filet. Supposons que le linge a laver soit en COTON EXTREMEMENT SALE s'il a des taches particulierement resistantes les enlever avec un detachant. Nous vous conseillons de ne pas faire un lavage exclusivement de serviettes eponge qui, absorbant beaucoup d'eau, deviennent trop lourdes. Ouvrir le tiroir a produits lessiviels. Remplir le bac de lavage II E' cosi possibile ottenere un bucato "personalizzato" anche dal punto di vista energetico. Questo sistema porta ad una diminuzione dei consumi d'energia e ad una riduzione sensibile dei tempi di lavaggio. ESEMPIO DI USO Per tessuti molto delicati e consigliabile l'utilizzo di un sacchetto di rete. <http://www.luagiong9tao.com/userfiles/divoom-speaker-manual.xml>

CANDY

Supponiamo che il bucato da lavare sia di COTONE MOLTO SPORCO se ha delle macchie particolarmente resistenti le asporti con l'apposita pasta. Le consigliamo di non fare un carico di soli capi in tessuto di spugna che, assorbendo molta acqua, diventano troppo pesanti. Apra il cassetto detersivo. Metta nella vaschetta di lavaggio II 120 g di detersivo. Metta 50 ml dell'additivo che desidera nella vaschetta additivo . Chiuda il cassetto detersivo. EN WASHING VARIABLE CAPACITY This washing machine automatically adapts the level of the water to the type and quantity of washing. In this way it is also possible to obtain a "personalized" wash from an energy saving point of view. This system gives a decrease in energy consumption and a sensible reduction in washing times. EXAMPLE A net bag should be used for particularly delicate fabrics. Let us suppose that the washing consists of HEAVILY SOILED COTTON tough stains should be removed with suitable stain removal. It is advisable not to wash a load made up entirely of articles in towelling fabric which absorb a lot of water and become too heavy. Open the detergent drawer. Put 120 g in the main wash compartment marked II. Put 50 ml of the desired additive in the additives compartment . Close the detergent drawer. Ipeiap ENIIEUCIAAIE. Please check your inbox, and if you can't find it, check your spam folder to make sure it didnt end up there. Please also check your spam folder. Please help dispose of the packaging via environmentallyfriendly means. Cut the power cable and dispose of it, together with the plug. Ensure that the mains supply is earthed, and if it is not, seek assistance from a qualified person. Do not use the appliance with bare feet. The "Door Security" indicator light will go out. Wait for 2 minutes after the wash cycle has finished and the " Door Security " light has gone out before opening the door.Select a different programme.

This option treats with care the fibres of garments and the delicate skin of those who wear them. The amount of water in the wash is increased so that the detergent dissolves perfectly, ensuring an efficient cleaning action. The amount of water is also increased during the rinse procedure so as to remove all traces of detergent from the fibres. This function has been specifically designed for people with delicate and sensitive skin, for whom even a very small amount of detergent can cause irritation or allergy. By pressing this button, it's possible to reduce or cancel the spin speed shown. To prevent damage to the fabrics, it is not possible to increase the speed over that which is

automatically suitable during the selection of the program. This reduces the noise and vibration in the machine and so prolongs the life of your machine. All manuals on ManualsCat.com can be viewed completely free of charge. By using the Select a language button, you can choose the language of the manual you want to view. The programme carries out Switch off the washing Le cycle de lavage seA la fin du lavage, mettez laIl ciclo di lavaggio avverraA fine ciclo spegnere laEl ciclo de lavado seAl final del ciclo de lavado,O botao mantemse intacto,No fim do programa desligueWhen washing heavily soiled laundry it is recommended the load is reduced to 3 kgThe spin speed may also be reduced, to match any guidelines suggested on the fabricThe variable temperature selector allows a reduction in the wash temperature. ForWhen only a limited number of articles have stains which require treatment withPour the bleach into the liquid bleach container, inserted into the compartmentUp to. Up to. Up to. Up to. Up to. Up to. Up to. Up toUp toCotton, linen. Cotton, mixed. Mixed fabrics and synthetics. Mixed, resistant. Synthetics nylon,Very delicate fabricsFast coloureds. Fast coloureds. Non fast coloureds. Fast coloureds with. Prewash. Fast coloureds. Non fast coloureds. DelicatesHand wash. Rinse.



<http://www.diagramasde.com>

<https://www.interactivelearnings.com/forum/selenium-using-c/topic/14186/4-1-universal-remote-manual>

Fast spin. Drain onlyRapid 32 minuteFor prompt servicing, give the model ofImportantThis does notThis does notTechnical Assistance Service.Mains plug not plugged in. Mains switch not on. No power. Electric circuit fuses failure. Load door open. See cause 1. Inlet tap turned off. Timer not set correctly. Discharge tube bent. Leak from the washer between the tapThe washing machine has notWashing machine not perfectly level. Transport bracket not removed. Washing load not evenly distributed. Insert plug. Turn on mains switch. Check. Check. Close load door. Check. Turn on water inlet tap. Set timer on correct position. Straighten discharge tube. Replace washer and tighten the tubeWait a few minutes until the machineTurn the programme dial onto spinAdjust special feet. Remove transport bracket. Distribute the washing evenlyPerhaps the users of ManualsCat.com can help you answer your question. By filling in the form below, your question will appear below the manual of the Candy CWB 12080. Please make sure that you describe your difficulty with the Candy CWB 12080 as precisely as you can. The more precies your question is, the higher the chances of quickly receiving an answer from another user. You will automatically be sent an email to inform you when someone has reacted to your question. Please upgrade your browser to improve your experience. Removes nasty odours that can build up in your machine. Leaves your machine hygienically clean. We also have ES1678985 ServiceIt Deep Clean Washing Machine Cleaner More information You can choose whether to manage these or allow them all. View Cookie Policy. And by having access to our ebooks online or by storing it on your computer, you have convenient answers with Candy Cdb126 User Manual. To get started finding Candy Cdb126 User Manual, you are right to find our website which has a comprehensive collection of manuals listed.

<https://diatecgroup.com/images/brother-mfc-8640d-manual.pdf>



Our library is the biggest of these that have literally hundreds of thousands of different products represented. I get my most wanted eBook Many thanks If there is a survey it only takes 5 minutes, try any survey which works for you. Bagged or bagless, corded or cordless, our vacuum cleaners come in all shapes and sizes and are packed with innovative solutions to help keep your home spotlessly clean. Cordless vacuum cleaners Handheld vacuum cleaners Upright vacuum cleaners Cylinder vacuum cleaners Mattress vacuum cleaners Cleaning Cleaning Discover our array of cleaning appliances designed to keep your home sparkling from floor to ceiling. Whether youre looking for a carpet washer to deep clean your carpets, a polisher to protect your hard floors or a steam cleaner to tackle grime in your kitchen and bathroom, we have the right product to help. Steam uprights Steam handhelds Laundry Laundry The best of technology for a perfect wash maximum capacity, connectivity, reduced consumption and super low noise combined with extreme care for fabrics. Washing machines Washer dryers Dishwashers Dryers Cooking Cooking Produced in collaboration with famous chefs, Hoover kitchen appliances utilise innovation to complement even the most inexperienced cook. Ovens Hoods Hobs Microwaves Cooling Cooling Innovative technologies to cool food, wine and drinks in the best way. Be inspired by our great offer and choose the most suitable model for your house. Refrigerators Freezers Wine coolers MY PROFILE LOGOUT MY PROFILE LOGOUT Where to buy Service Buy spares online Search for manual Accessories and spare parts Born innovators Where to buy Service Buy spares online Shop online Search Home Search for manual User manual Browse and directly download from the web site the instruction manuals of our products in pdf format select the product line, the name or the code of the appliance. Should the instruction manual not be available please send us a request by completing the specific form.

<http://dieter-sauter.com/images/brother-mfc-8840d-manual-pdf.pdf>

CANDY



Select the product line from the drop down menu below. Product line Select Refer to the image to identify the location product code and model. Select the model of your appliance or enter the product code. Model Select Enter the product code The following user manuals have been found Sorry, no results found. Contact the Customer Service to request the user manual. Model Product code Language Download Cookies policy This site uses profiling cookies, including third parties to send you targeted advertisements and services in line with your preferences. By closing this banner, scrolling this page, clicking on a link or continuing navigation, you consent to the use of cookies. If you want to learn more or opt out to all or some cookies, click here.

<http://www.holzbau-hoelzl.at/wp-content/plugins/formcraft/file-upload/server/content/files/162708ebc64cf5---boston-acoustics-digital-media-theater-manual.pdf>

<http://superbia.lgbt/flotaganis/1648160979>